

## Accessories Commercial Truck & Transit



### Your customers depend on you. But who can you depend on?

When it's your job to keep your customers happy, you need tools that are reliable and productive. You can depend on Rotary® to keep your shop running smooth and productive. Rotary accessories

are made of the highest quality material and designed to provide maximum performance and minimum downtime. Your customers depend on you. You can depend on Rotary.



## Parallelogram Accessories

### Wheel Dolly

High lift, side shift wheel dolly.

**Model# AP09525**  
850 lbs.(385kg) capacity.



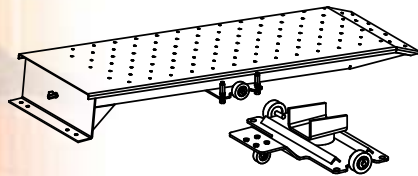
### Drive-Thru Ramp Kit

8' (2438mm) or 10' (3048mm) drive-thru ramp.

**Model# APRAMP8DTKIT** (8' (2438mm) drive-thru ramp kit)

**Model# APRAMP10** (10' (3048mm) ramp kit)

**Model# APRAMPDTKIT** (10' (3048mm) drive-thru ramp kit)



### Air Caster Kit

Air caster kit allows for quicker and easier movement of parallelogram ramps.

**Model# APAIRCASTER**

### Light Kit

Heavy-duty 48" (1219mm) 115v fluorescent lights for the front and rear of the lift that provide illumination under vehicles being serviced. Can be rotated 360°.

**Model# APLIGHT**



## Rolling Jack

Rolling jacks allow the front, rear, or all wheels to be lifted off the runways for brake, tire, alignment and suspension work. The jacks are supported between the runways, not on the top.



**Model# RJ25000**  
25,000 lbs. (11340kg) capacity

**Model# RJ50000**  
50,000 lbs. (22680kg) capacity

## Hydraulic Portable Accessories

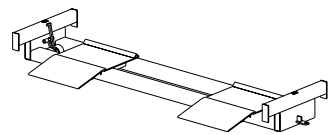
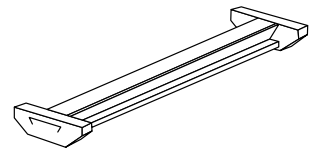
### Cross Beam

Cross beam with (2) support blocks for frame pick-up.

**Model# ML41**

Cross beam designed for use when lifting RVs.

**Model# FD2353**



## Jack Stands

Spring loaded caster wheels for easy positioning and portability. Height adjustment in 1" (25mm) increments with 4" (102mm) fine-tuning.

**15,000 lbs. capacity:**  
**Model# RS15YL** (56" (1422mm) x 82" (2083mm))

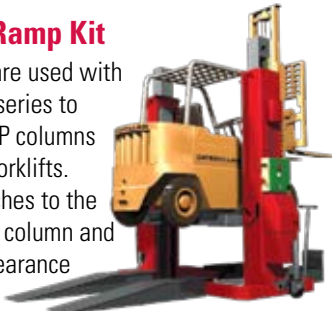
**15,000 lbs. capacity:**  
**Model# RS52YL** (34" (864mm) x 55" (1397mm))

**33,000 lbs. capacity:**  
**Model# RS33YL** (55" (1397mm) x 82" (2083mm))



### Forklift Ramp Kit

Ramp kits are used with the HP415 series to utilize (2) HP columns to service forklifts. Easily attaches to the base of the column and provides clearance needed to raise forklifts of 6,000 lbs. (2722kg) capacity and lower with 4-wheels.



**Model# HP12-13**

**Drive-Thru Operation:  
Model# HP12-14**

### Inground Accessories

#### Patented Universal Saddle Adapter

Designed for use on front or rear post. A selection of adapters and inserts fit in the saddle for lifting of most heavy-duty vehicles. (U.S. Patent No. 6,471,009)



**Two-Post Inground Configuration:  
Model# SBA60-2**  
(school bus applications)

**Two-Post Inground Configuration:  
Model# TRA60-2**  
(transit bus applications)

**Three-Post Inground Configuration:  
Model# TRA90-3**  
(transit bus applications)

**Two-Post Inground Configuration:  
Model# HTA60-2**  
(heavy-duty truck applications)

**Three-Post Inground Configuration:  
Model# HTA90-3**  
(heavy-duty truck applications)

### Pit Accessories

#### Pit Covers

Segment pit covers, drawer style, galvanized, 19.6" (498mm) wide with all brackets and rails included. Sold in 40" (1007mm) sections.



**Model# PCS**

#### Adapters

Flat style transmission, fuel tank and accessory table with large rubber supports, straps and a 12° tilt. Easily mounts to any pit lift.

**Model# GA4**  
2,200 lbs. (1000kg) capacity:



Shown: GA4 adapter

**Model# GA**  
880 lbs. (400kg) capacity:



Shown: GA adapter

#### Cross Beam

Adjustable height with saddle and adapter assembly to support a vehicle in two locations. Easily mounted to any pit jack allowing axle pick-up of vehicle. 30,000 lbs. (13609kg) capacity.



Shown with optional adapters

**Model# ATS**

#### \*Support Bridge

Support bridge works with the cross beam to support the vehicle while allowing the pit lift to be moved elsewhere. 30,000 lbs. (13609kg) capacity.

**Model# GSB**




\* Support bridges are custom engineered to match your pit dimensions and therefore are made to order



## Support Package

Support package for a working pit includes:  
(1) GSB - support bridge,  
(1) ATS - saddle and  
adapter assembly, (2) stack  
adapters and (1) set  
auxiliary adapters.

**Model# PSP1**



## Four-Wheel Alignment Kit

- Rollback version ideal for 3-D alignment equipment
- Rear slip plate kit and necessary hardware (drilling and tapping required)
- Stainless steel radius gauge kit available
- Recommended for use with two rolling jacks for performing four-wheel alignment. Runways not included
- Compatible with the new technology alignment equipment on the market today

**Model# FA5413** (SM18 series)

## Conversion Package

**Model# FC5396** (SM300 series)

## Heavy-Duty Surface Accessories

### Removable Work Steps

Fits all four-post lifts.  
Support lugs bolt to  
runways (drilling and  
tapping required).

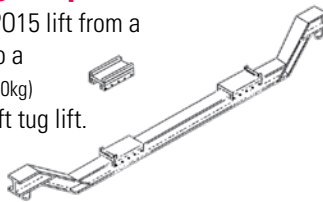


**Set of Two:**

**Model# FC5378**

### Aircraft Tug Adapters

Converts an SPO15 lift from a  
vehicle lift into a  
14,000 lbs. (6350kg)  
capacity aircraft tug lift.  
Kit contains (2)  
cross beams  
and adapters.



**Model# FJ5115**

## Internal Airline Kit

Air line kit for SM180, SM181 and  
SM18 runways.

**Model# FC5760**



## Drive-Thru & Extended Ramps

**Model# FC5825** (SM18 series)

**Model# FC5780-3**

Additional ramp for drive-thru bay opera-  
tion. (SM300-100 series, 2 required)

**Model# FC5781-7**

Extended ramp providing 33" longer ramp  
length. (SM300-100 series, 2 required)

**Model# S100013** (6 1/2" (165mm) longer  
ramp length to reduce ramp up angle)



## Rolling Drain Pans and Accessories

Low-profile rolling drain pans with splash  
guard, drain valve and dust cap. Rolls under  
crosswalk of all QL models.

30 gallon (114 liter):

**Model# FC5967** (SM/SMO122/123,  
SM/SMO14, QL4P, SM180)

30 gallon (114 liter):

**Model# FC5968** (SM300)




Eight foot oil drain hose with quick  
connect fitting.

**Model# FC5247**

\* Support bridges are custom engineered to match your pit dimensions and therefore are made to order

### Three Position Stackable Adapters

Stackable adapters make contact to the vehicle quick and easy. S15i, S18i, SPO15 and SPO18 models only.



**Model# FJ7822-1** (adapter)

**Model# FJ7822-2** (rubber pad adapter)

**Model# FJ7822-4** (5" (127mm) extension)

**Model# FJ7822-6** (7 1/2" (190.5mm) extension)

**Model# FJ7822-5** (10" (254mm) extension)



### Rolling Jack

Increase your service opportunities with rolling jacks by lifting front, rear, or all wheels off the runways for brake, tire, suspension and two or four-wheel alignment work.

- Roll out of the way to provide unobstructed work space when not in use
- Drop in rubber adapters made with high durometer rubber Sizes: 1 1/2" (38mm) and 3" (76mm)
- Easy glide wheels roll smoothly in the track. A sweeper pushes debris away from the wheel

**Model# RJ9001** (SM18 series)  
9,000 lbs. (4082kg) capacity

**Model# RJ9000-2** (SM300 series)  
9,000 lbs. (4082kg) capacity

**Model# FC5710** (SM300 series)  
15,000 lbs. (6804kg) capacity

### Air/Electric Utility Boxes

- Two 110v electric outlets and an air connection
- Mounts easily on any column and provides quick access to utilities
- The filter/regulator/lubricator helps extend the life of your air tools



### Four-Post Lifts:

**Model# FA915**  
(SM/SMO with filter/regulator/lubricator)

**Model# FA916**  
(SM/SMO without filter/regulator/lubricator)

**Model# FA2259**  
(SM300 with filter/regulator/lubricator)

**Model# FA2260**  
(SM300 without filter/regulator/lubricator)

### Two-Post Lifts\*:

**Model# FA5911**  
(with filter/regulator/lubricator)

**Model# FA5910**  
(without filter/regulator/lubricator)

\* Fits all two-post lifts except SP84 and SP74 series lifts

### Productivity Accessories

#### Portable Work Step

350 lbs. (159kg) capacity

**Model# FC134-17**



#### Fluorescent Work Light

The perfect addition to an air/electric utility box.

- Yellow polypropylene handle with a push button on/off switch
- High impact clear HICR lamp protector with light reflector
- 18/2 SVT 20' Thermoplastic insulated cord with a NEMA 1 1-15P molded plug
- Long life 13 watt, 6500K compact fluorescent lamp



**Model# FA5933**



## Hose Reel Kit

This reel comes with 35' (10670mm) of 3/8" (10mm) air line. The reel has a 1/2" (12mm) NPT air inlet to reduce restriction of air flow. A swivel bracket that has 180° of movement so the reel can be used easily toward the front or the rear of the bay. (Swivel bracket not shown)



**Model# FA5947BK**

## Fluorescent Work Light With Reel

Make your work bay more efficient with this fluorescent work light.

- 40' (12190mm) retractable steel reel
- Thermoplastic cord insulation with NEMA 5-15P plug and adjustable cord
- Adjustable double hook
- Yellow polypropylene handle with auto switch at the reel
- Magnetic base light holder that attaches to handle
- High impact clear patented poly-carbonate lamp protector with light reflector
- Long life 13 watt, compact fluorescent lamp



**Model# FA5934**

## Rotary Lubricants

The Rotary lubrication line has been developed exclusively for Rotary to increase performance and reduce damage caused by friction and wear.

### Model# T140208

Rotary Grease Cartridge (14oz.)

### Model# T140209

Rotary Oil Fortifier Bottle (16oz.)

### Model# T140210

Rotary Penetrating Oil (12oz. Aerosol can)



## Battery Powered Mobile Productivity Lift

Battery powered mobile productivity lift for mounting and transporting tire and wheel assembly with adjustment of wheel forks to accommodate wheel rim sizes of 13" (330mm) - 22" (559mm), four caster wheels for optimum maneuverability, free access from the rear to mount wheel nuts and hub, double lithium battery for up to 100 lifting cycles, lifting capacity of 130 lbs. (59kg), 55" (1397mm) rise.

**Model# MW5** (130 lbs. (59kg) battery powered mobile productivity lift)

**Model# 106351** (door panel accessory only)



## Productivity Jacks

Portable high rise productivity jack assembly for removal and transportation of transmissions, transfer cases and other items from cars, light trucks and SUVs. With foot pedal adjustment for ease in raising and lowering components, swivel caster wheels and corrosion protection on the cylinder piston assembly. Available as 1,100 (499kg) and 4,400 lbs. (1996kg) capacity.

**Model# GUWSFF5** (1,100 lbs. (499kg) capacity 43" (1092mm) stroke no table)

**Model# GUWSFF20** (4,400 lbs. (1996kg) capacity 42" (1067mm) stroke no table)

**Model# GA4** (adapter only)

**Model# GA** (adapter only)

**Model# GUWSFF5-1** (1,100 lbs. (499kg) capacity with GA adapter)

**Model# GUWSFF20-1** (4,400 lbs. (1996kg) capacity with GA adapter)



## Heavy-Duty Four-Post Surface Lift Accessories

### HDL Rolling Jack

Rolling jacks with a variety of adapters lift front, rear or all wheels off the runways for brake, tire, alignment and suspension work. When idle, the jacks roll out of the way to provide unobstructed workspace between runways. Auxiliary axle adapters are standard with rolling jacks.

#### Model# WK-18

18,000 lbs. (8164kg) capacity

#### Model# WK-25

25,000 lbs. (11339kg) capacity

#### Model# WK-35

35,000 lbs. (15874kg) capacity



### HDL Internal Airline Kit

Internal airline kit to power rolling jacks and other air tools. Includes (6) quick disconnects, two coil hoses, airline piping and all hardware.

**Model# 994145** (40000HDL series)



### HDL Ramp Kits

Drive-thru ramps are available and provide a quick and easy on-off service operation.



#### Model# 130506

72" long approach / drive-thru ramps. Set of two. (40000HDL series)

#### Model# 6000K02

90" long approach / drive-thru ramps. Set of two. (50000HDL / 60000HDL series)

### Stop Kits

#### Model# 2500K01

Stop kit for 40000HDL

#### Model# 6000K01

Stop kit for 50000HDL / 60000HDL

### HDL Rolling Drain Pan

44 gallon (167 liter):

**Model# 21300** (All HDL series)



# Commercial Truck and Transit

## Choose a Rotary Authorized Installer™ and Get These Guarantees:

- **Warranty.** Lifts installed by a Rotary Authorized Installer get an enhanced warranty absolutely free! An extended warranty is also available.
- **Installation guarantee.** RAls warrant their supplied materials and labor against faulty material and workmanship for one full year on new installations. Many even offer 24-hour emergency service.
- **Factory authorized.** Rotary Authorized Installers are the only companies authorized to perform warranty work.
- **Insurance.** RAls are fully covered with both general liability and completed product and operations liability insurance. This means you're protected, even after our RAI leaves your site.
- **RAI™-only products.** Rotary®'s SmartLift®, inbay® and Parallelogram products can be installed only by an RAI. It only makes sense that the highest quality, highest technology designed products should be installed to the exact highest standards of an RAI.
- **Parts.** For initial installation and later service, RAls carry the most common parts and only use Rotary Genuine Parts™ to ensure peak performance of your lift.
- **On-site training.** RAls provide training for your shop technicians as part of the installation package.
- **Information.** Service and Installation bulletins keep RAls current on the full Rotary product line. In addition, RAls have 24-hour access to technical information via the Internet and can request detailed assistance from Rotary's Customer Relationship Department.
- **Training.** All RAls receive comprehensive factory training. They also maintain their proficiency by attending ongoing training on existing and new products.
- **Tools and equipment.** RAls are equipped with the right tools and equipment to make sure the installation is right the first time and minimizes disruption to your shop.
- **Inspections.** RAls can conduct periodic lift inspections upon request or on a regularly scheduled basis.



## Customer Focused Solutions

Rotary Lift® is the world leader in service bay productivity. Our focus is on enhancing our customers profitability. We offer a broad range of solutions to make any service bay more productive.



Modular Inground Lifts



Hydraulic Portable Lifts



Four-Post Lifts



Parallelogram Lifts



Low-Rise Lifts



Revolution® Lifts



Two-Post Lifts



Suspended Pit Lifts



Floor Running Pit Lifts



Productivity Jacks



Inground Lifts



Four-Post Lifts

### Rotary World Headquarters

2700 Lanier Drive  
Madison, IN 47250, USA  
www.rotarylif.com

### North America Contact Information

Sales: p 800.640.5438  
f 800.578.5438  
e userlink@rotarylif.com  
Tech. Support: p 800.445.5438  
f 800.822.6502  
e userlink@rotarylif.com

### World Wide Contact Information

World Headquarters/USA: 1.812.273.1622  
Canada: 1.905.812.9920  
European HQ/Germany: +49.771.9233.0  
United Kingdom: +44.178.747.7711

Australasia: +60.3.7660.0285

Latin America/Caribbean: 1.812.273.1622  
Middle East/Northern Africa: +49.771.9233.0  
Southern Africa: 1.812.273.1622



Lit# pt&eCTT\_2007.07  
©2007 Rotary®, Printed in U.S.A., All Rights Reserved. Unless otherwise indicated, ROTARY, DOVER and all other trademarks are property of Dover Corporation and its affiliates.

**ROTARY LIFT®**  
The World's Most Trusted Lift™

